



TEXAS
Department of Family
and Protective Services

FY20 Foster Care Needs Assessment and Capacity Building Plan

Region 10

Presentation



TEXAS
Department of Family
and Protective Services

- Purpose of needs assessment and changes from last year.
- Key data from FY20 report on capacity for region.
- Goals from last year's strategic capacity building plan and discussion about needed updates, if any, to goals and strategies based on FY20 report.
- Other data in needs assessment and how you can use it.



Purpose of Needs Assessment

1. Provide a broad roadmap and overview of substitute care needs to:
 - a. Inform annual regional substitute care capacity meetings.
 - b. Inform provider efforts to build capacity.
 - c. Focus on getting more children placed closer to home in family settings.



TEXAS

Department of Family
and Protective Services

Changes From Last Year

1. Data provided on estimated daily beds needed rather than a volume of placements over the course of a year.
2. Forecast provided through next biennium (FY22) rather than for just next year.
3. Additional data points included.



TEXAS
Department of Family
and Protective Services



TEXAS
Department of Family
and Protective Services

Data from FY20 Needs Assessment

Where Building Capacity Would Be Most Impactful

1. Collaborating to increase the rate of youth and children placed with relatives.
2. Increasing supply of specialized/intense placement services for youth and children.
3. Leveraging vacant but active foster home capacity to increase the number of children placed in their communities.

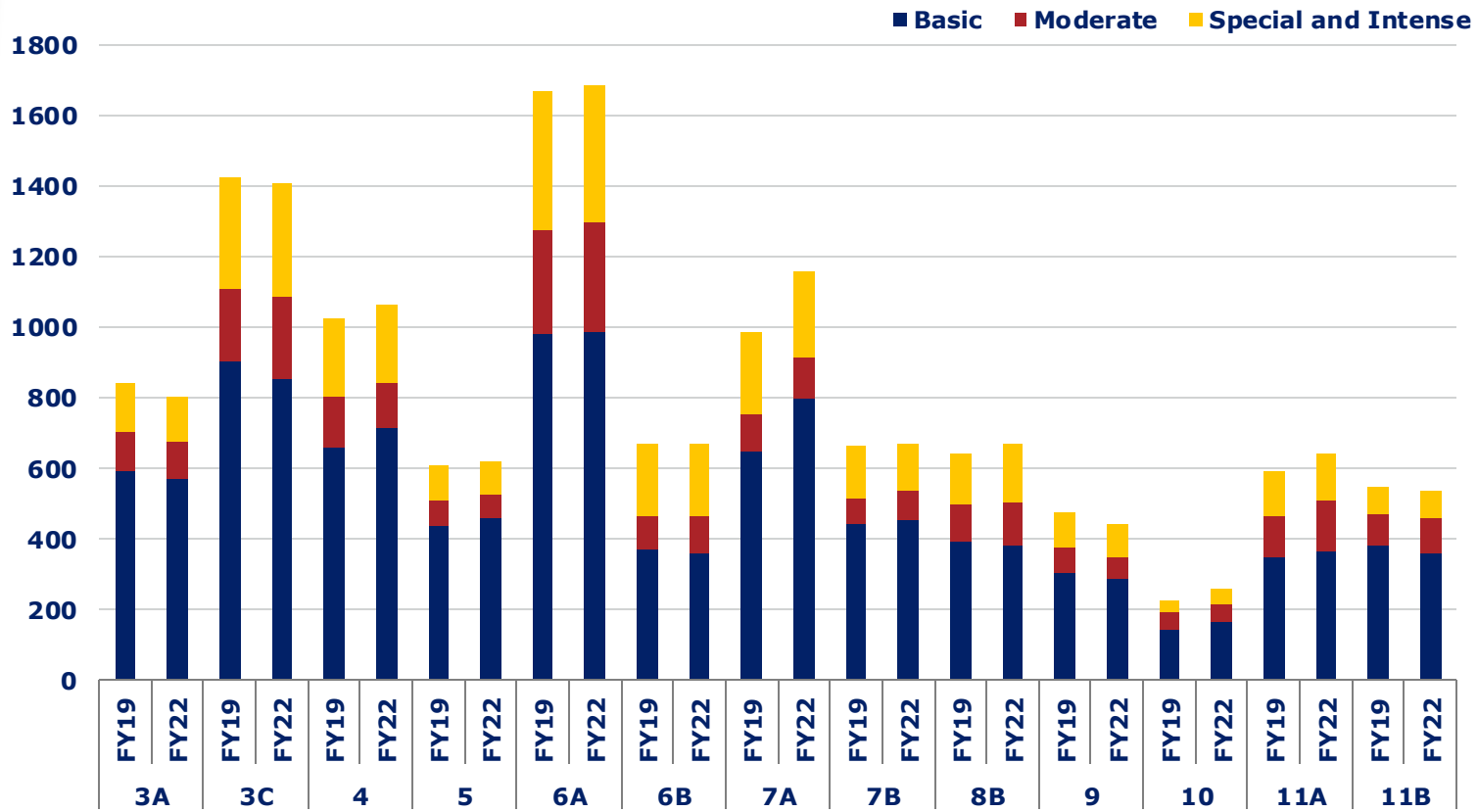


TEXAS
Department of Family
and Protective Services



Non-Relative Foster Care:

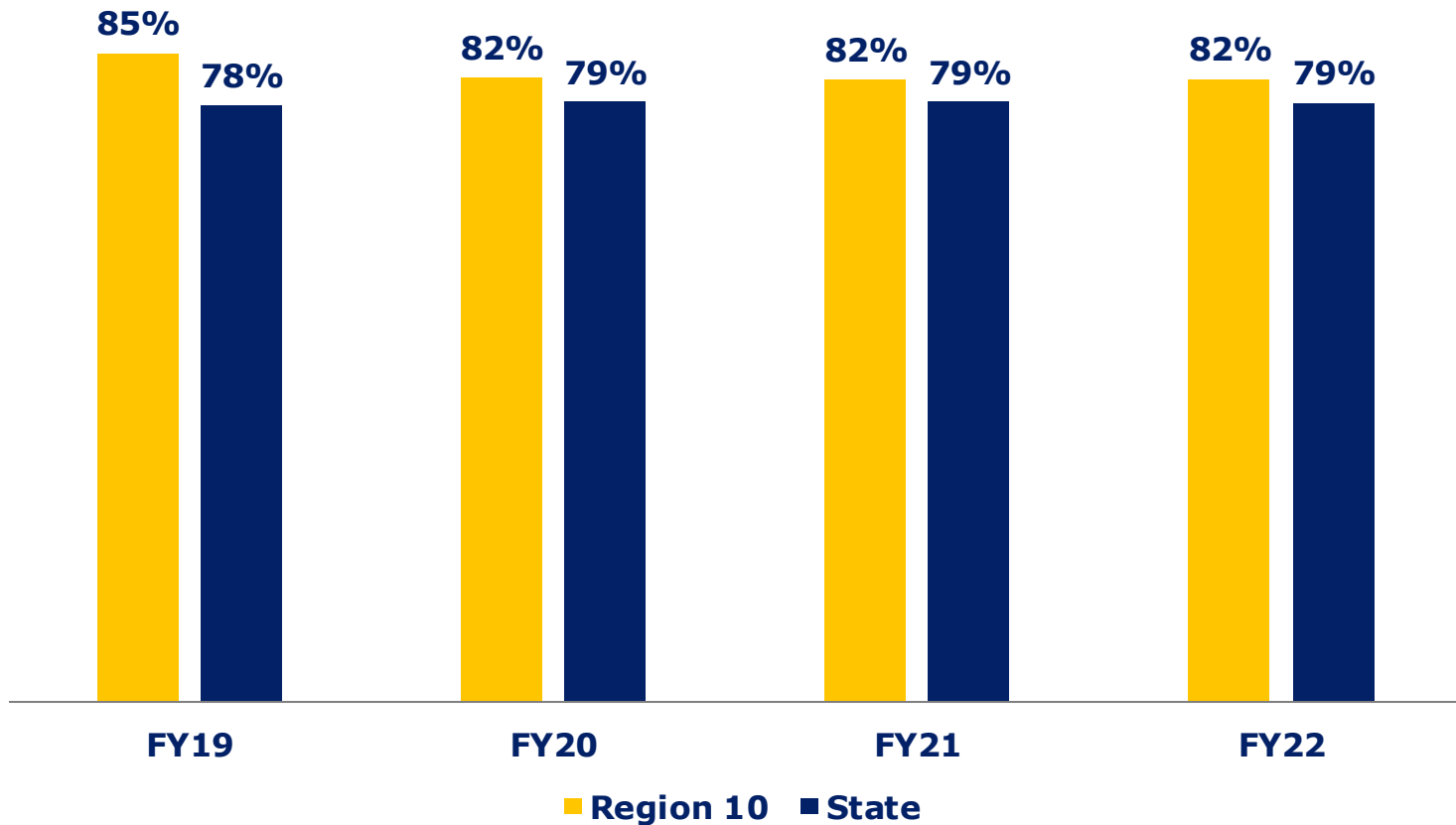
Only catchment areas 7A, 10, and 11A are forecasted to grow more than 5% from FY19 to FY22.





Basic/Moderate:

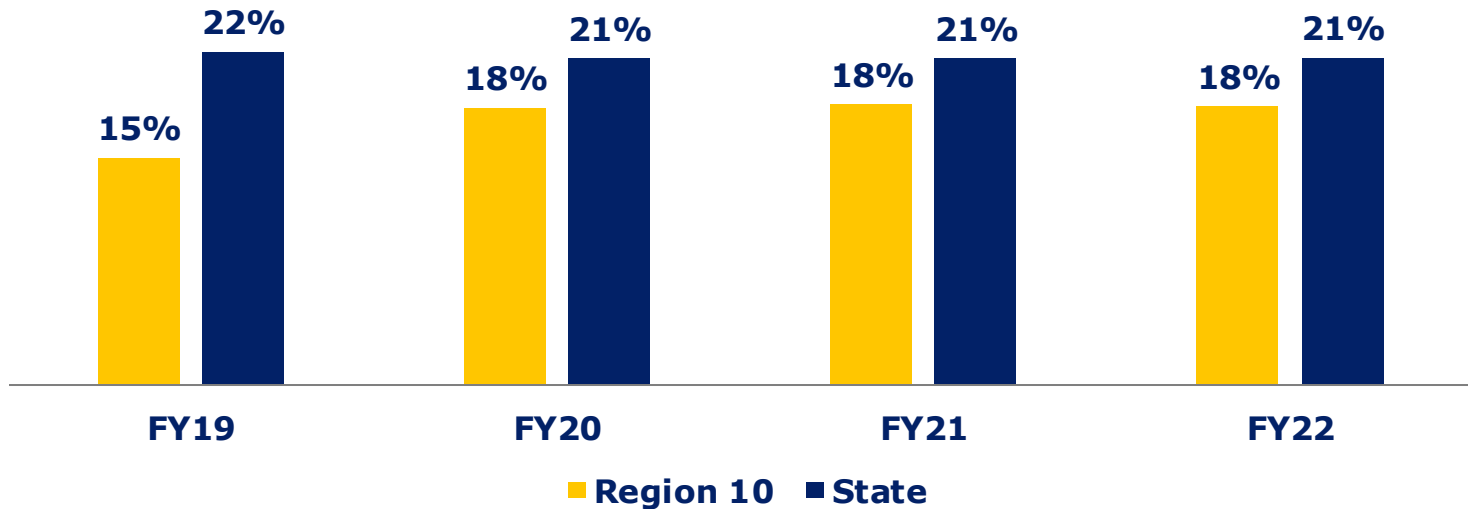
Forecasted daily demand in region is steady but 3% higher than the state.





Specialized/Intense:


Forecasted daily demand in region is steady but 3% lower than the state.





Basic/Moderate: 89% of Forecasted Demand Met

Overall demand vs.
existing foster home
supply



Youth 14 and older vs.
existing foster home
supply

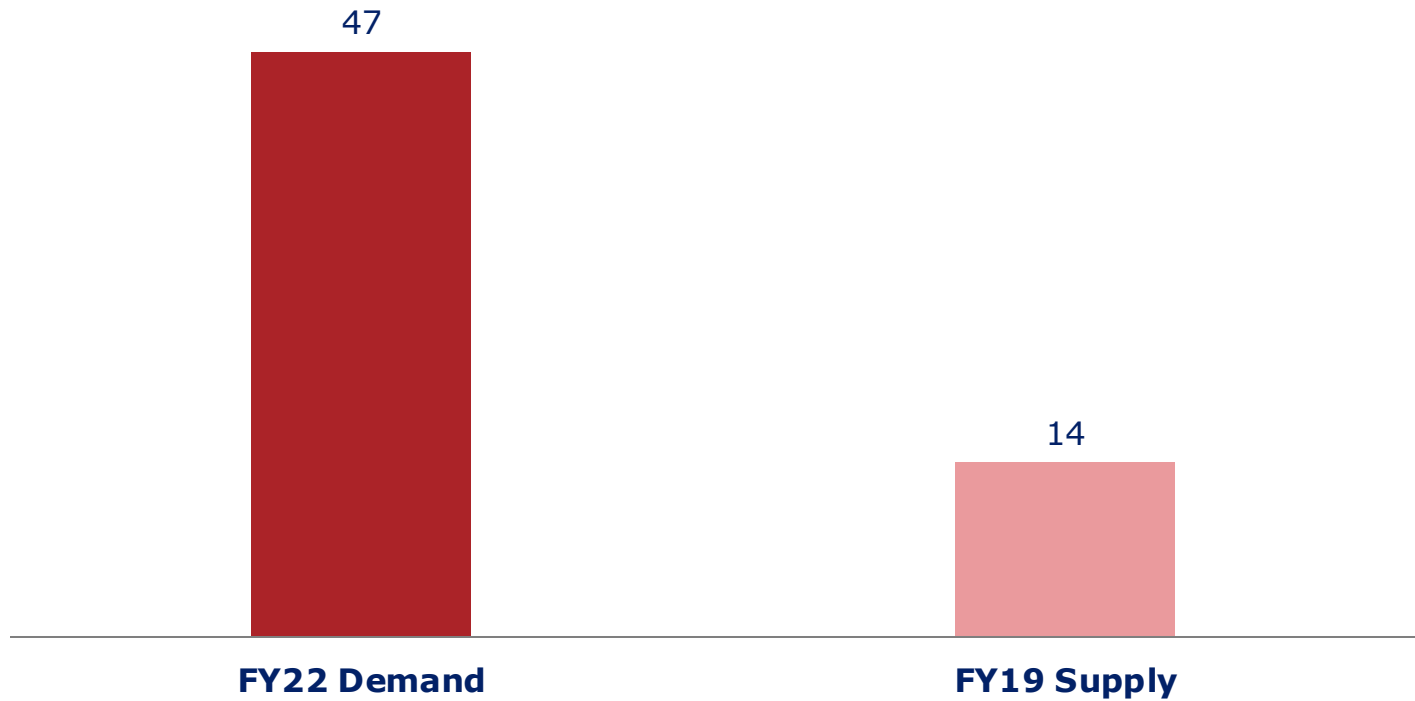


■ FY22 Demand ■ FY19 Supply ■ FY22 Demand ■ FY19 Supply



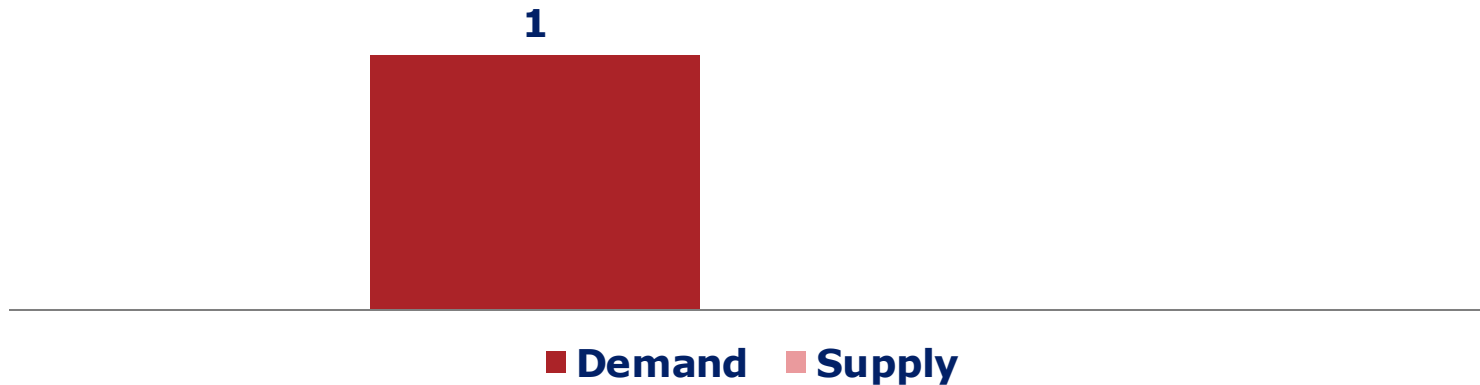
TEXAS
Department of Family
and Protective Services

Specialized/Intense: 30% of Forecasted Demand Met





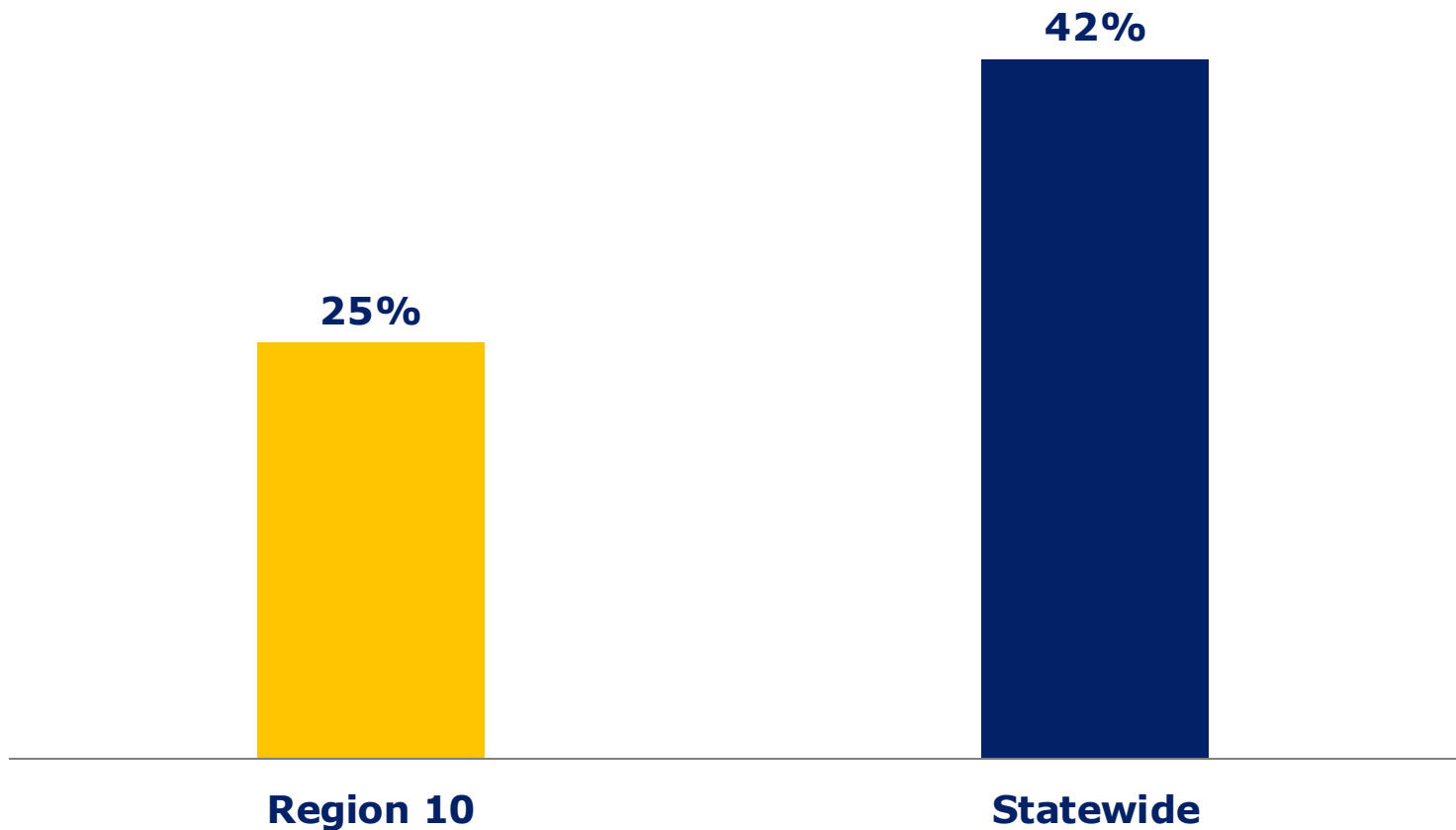
Supervised Independent Living (SIL): Forecasted Demand with No Current Supply



Kinship Placements



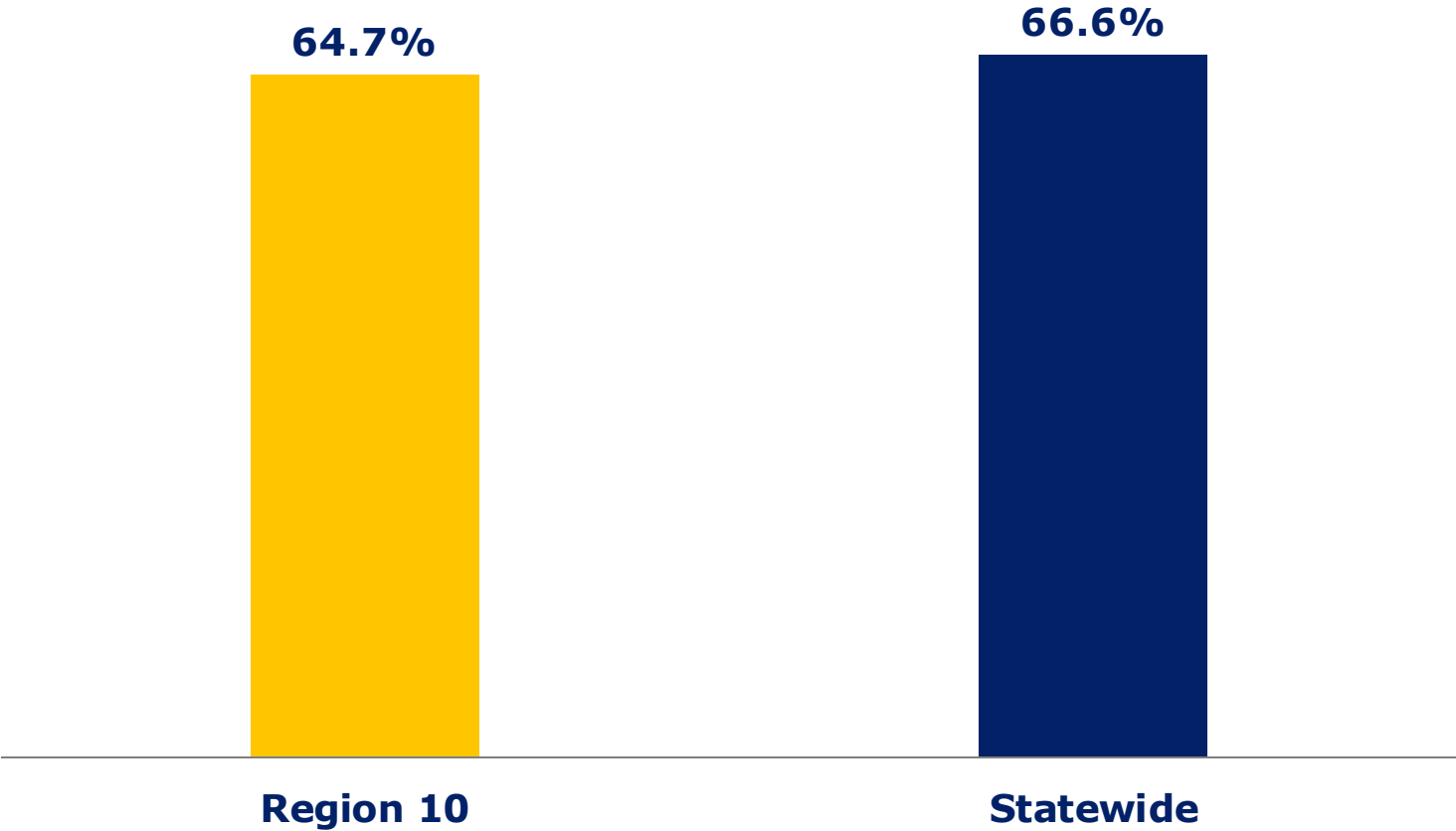
TEXAS
Department of Family
and Protective Services





TEXAS
Department of Family
and Protective Services

Percent of Siblings Placed Together



At the end of August 2019. Sourced from DFPS Data Warehouse.



TEXAS
Department of Family
and Protective Services

What's in the Needs Assessment and How Can You Use It?

Supplemental Information



TEXAS
Department of Family
and Protective Services

- Active but vacant foster homes and beds in each catchment that may possibly be leveraged for additional supply without building new homes.
 - Foster homes active but vacant on August 31, 2019 but with at least one placement in last 12 months.
 - Average number of children per foster home on August 31, 2019 (by level of care) – generally 2 or less but homes usually verified for more.
- Ratio of DFPS homes to private provider foster homes and number of total and large private CPAs in each catchment.
 - Identify areas where there may or may not be providers who have needed resources to leverage economies of scale to support building new homes, especially for higher needs children.

Supplemental Information



TEXAS
Department of Family
and Protective Services

- Tables showing cross-catchment placements for each placement type by level of care – includes children from CBC areas placed into non-CBC areas and placements from non-CBC areas into CBC areas.
- Help inform how cross-catchment placements may affect capacity needs with roll out of CBC and building legacy foster care capacity.

Goals and Strategies



TEXAS
Department of Family
and Protective Services



Goal 1: Assess Current Capacity

Objective: Determine Availability of Emergency Placement Options

- Develop a standardized method to collect information which will help determine current availability for this age group.
- Evaluate identified barriers within each CPA to taking emergency placements of preschool and school age children.
- The Child Crisis Center will provide information on trends with emergency placements by CPS.
- Based on the information collected, the CPAs will work jointly to evaluate and implement a system improvement plan to increase capacity for emergency placements.



Goal 2: Increase Placement Capacity for Teenagers

Objective: Determine How to Grow Capacity

- The University of Texas at El Paso (UTEP) will conduct a focus group with existing foster parents who service this population.

Objective: Recruit Foster Placements for Teenagers

- Information gathered by UTEP will be used in recruitment efforts to increase placement capacity for teenagers.
- Circle of Living Hope, A World for Children, Upbring, and CPS have committed to opening a minimum of two new foster homes for teenagers during this FY19. Children's Hope has indicated they will work on licensing one new foster home for teenagers.



Goal 3: Increase Support for Caregivers with High Needs Children

Objective: Identify Gaps

- The University of Texas at El Paso will conduct a focus group/survey with existing foster parents to determine needs.

Objective: Address Identified Gaps

- The CPAs will work with the Family Leadership Council on any identified resource gaps for foster parents.



TEXAS
Department of Family
and Protective Services

Thank You

Georgina Martinez, CPS Regions 9 & 10 Regional Director
(915) 521-3750 – georgina.martinez@dfps.texas.gov

Christin Johnson, FAD Program Director
(915) 521-3901 – christin.johnson@dfps.texas.gov