



**TEXAS DEPARTMENT OF FAMILY AND PROTECTIVE SERVICES**

COMMISSIONER  
John J. Specia, Jr.

November 1, 2013

The Honorable Rick Perry  
Office of the Governor  
P. O. Box 12428  
Austin, Texas 78711

The Honorable Jim Pitts  
Chair, House Committee on Appropriations  
Texas House of Representatives  
P. O. Box 2910  
Austin, Texas 78768

The Honorable Tommy Williams  
Chair, Senate Committee on Finance  
Texas Senate  
P.O. Box 12068  
Austin, Texas 78711-2068

Ms. Ursula Parks  
Director  
Legislative Budget Board  
1501 North Congress Avenue, 5th Floor  
Austin, Texas 78701

Dear Governor Perry, Chair Williams, Chair Pitts, and Ms. Parks:

I am pleased to submit for your review the Department of Family and Protective Services (DFPS) Rider 17 Report on minority child removals. Pursuant to Rider 17 in Senate Bill 1, 83<sup>rd</sup> Legislature, DFPS annually reports data on the number and percentage each race and ethnicity represents in the following categories:

- the general child population for the state
- children reported to Statewide Intake for abuse or neglect
- children whom Child Protective Services (CPS) investigated and removed

The data is provided for the seven largest urban Texas counties—Bexar, Dallas, El Paso, Hidalgo, Harris, Tarrant and Travis. DFPS has produced similar reports each year since 2009.

Please let me know if you have any questions or need additional information. Ann Strauser, Director for Consumer and External Affairs, serves as the lead on this matter. She can be reached by email at [Ann.Strauser@dfps.state.tx.us](mailto:Ann.Strauser@dfps.state.tx.us) or by phone at (512) 438-3318.

Sincerely,



John J. Specia, Jr.

Attachments

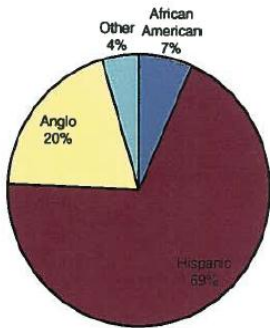
701 W. 51<sup>ST</sup> STREET ♦ P. O. BOX 149030 ♦ AUSTIN, TEXAS 78714-9030 ♦ (512) 438-4800  
***An Equal Opportunity Employer and Provider***

Texas Department of Family and Protective Services

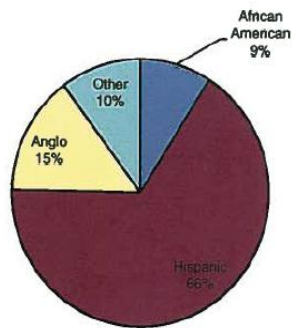
Rider 17 - Minority Child Removals Report for FY2013 - Current Ethnicity  
Bexar County - Region 08 - County Number 015

Category	Total	African American	Hispanic	Anglo	Other
Population*	484,144	32,010	334,156	95,854	22,124
Children Reported as Alleged Victims at Intake	28,997	2,602	19,231	4,204	2,960
Alleged Victims Investigated	21,986	2,089	15,762	3,148	987
Children Removed**	1,865	212	1,371	214	68

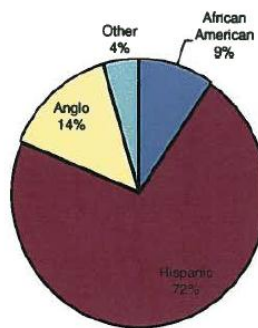
Under 18 Child Population



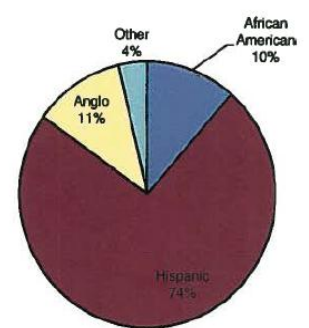
Alleged Victims at Intake



Alleged Victims Investigated



Children Removed



\* Population is based on the 2010 census data.

\*\* Children removed include both Stages of Service - Investigation and Family Based Safety Services

Texas Department of Family and Protective Services

Rider 17 - Minority Child Removals Report for FY2013 - Current Ethnicity  
Dallas County - Region 03 - County Number 057

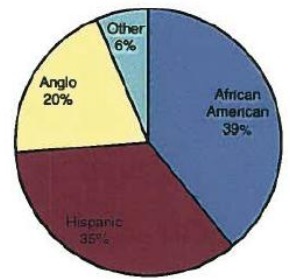
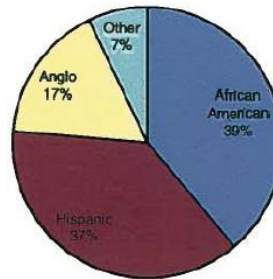
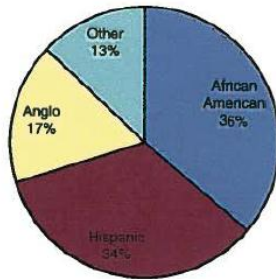
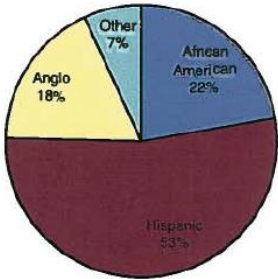
Category	Total	African American	Hispanic	Anglo	Other
Population*	675,112	150,519	358,334	119,632	46,627
Children Reported as Alleged Victims at Intake	28,918	10,474	9,830	4,852	3,762
Alleged Victims Investigated	22,177	8,614	8,300	3,681	1,582
Children Removed**	1,651	646	571	329	105

Under 18 Child Population

Alleged Victims at Intake

Alleged Victims Investigated

Children Removed



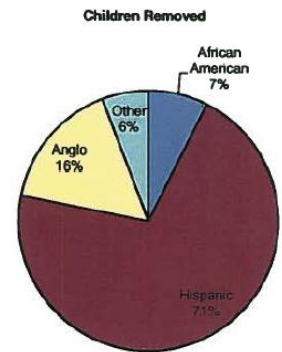
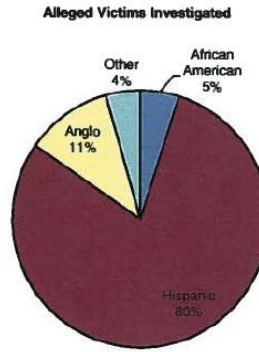
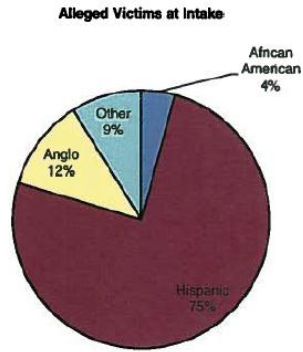
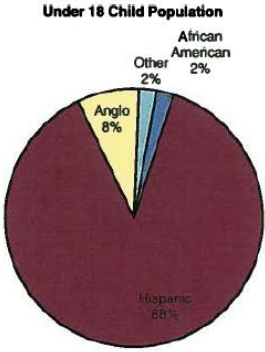
\* Population is based on the 2010 census data.

\*\* Children removed include both Stages of Service - Investigation and Family Based Safety Services

Texas Department of Family and Protective Services

Rider 17 - Minority Child Removals Report for FY2013 - Current Ethnicity  
El Paso County - Region 10 - County Number 071

Category	Total	African American	Hispanic	Anglo	Other
Population*	246,082	5,405	216,158	19,107	5,412
Children Reported as Alleged Victims at Intake	9,600	406	7,231	1,104	859
Alleged Victims Investigated	7,131	348	5,685	784	314
Children Removed**	310	23	219	50	18



\* Population is based on the 2010 census data.

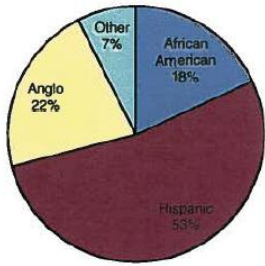
\*\* Children removed include both Stages of Service - Investigation and Family Based Safety Services

Texas Department of Family and Protective Services

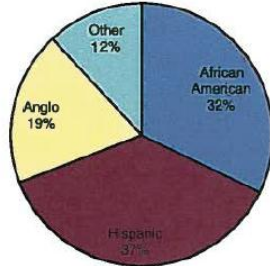
Rider 17 - Minority Child Removals Report for FY2013 - Current Ethnicity  
Harris County - Region 06 - County Number 101

Category	Total	African American	Hispanic	Anglo	Other
Population*	1,185,780	214,890	626,809	255,764	88,317
Children Reported as Alleged Victims at Intake	42,090	13,553	15,522	7,990	5,025
Alleged Victims Investigated	31,397	10,763	12,489	5,941	2,204
Children Removed**	1,968	916	601	322	129

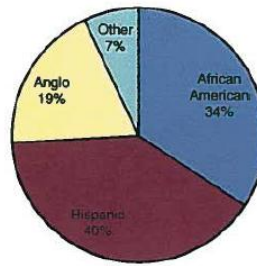
Under 18 Child Population



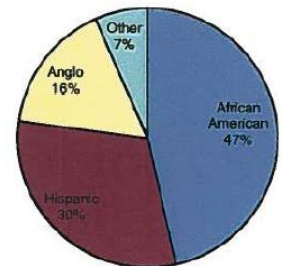
Alleged Victims at Intake



Alleged Victims Investigated



Children Removed



\* Population is based on the 2010 census data.

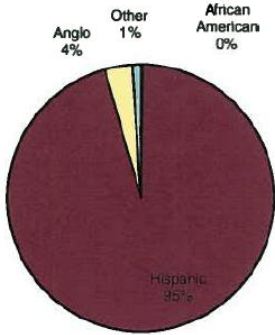
\*\* Children removed include both Stages of Service - Investigation and Family Based Safety Services

Texas Department of Family and Protective Services

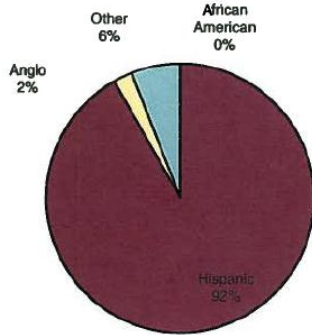
Rider 17 - Minority Child Removals Report for FY2012 - Current Ethnicity  
Hidalgo County - Region 11 - County Number 108

Category	Total	African American	Hispanic	Anglo	Other
Population*	260,219	704	267,193	9,354	2,968
Children Reported as Alleged Victims at Intake	11,715	12	10,741	269	693
Alleged Victims Investigated	10,474	20	10,030	231	193
Children Removed**	513	0	496	15	2

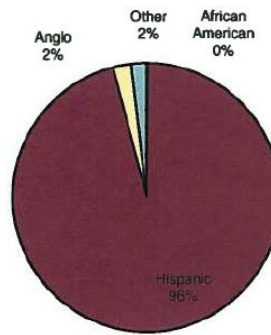
Under 18 Child Population



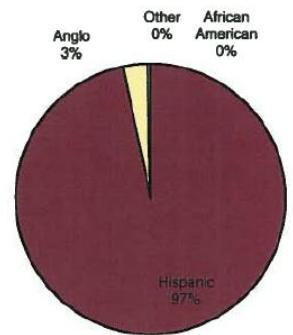
Alleged Victims at Intake



Alleged Victims Investigated



Children Removed



\* Population is based on the 2010 census data.

\*\* Children removed include both Stages of Service - Investigation and Family Based Safety Services

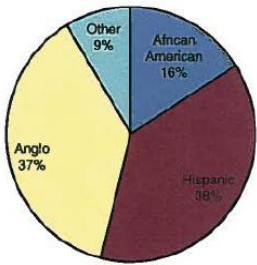


Texas Department of Family and Protective Services

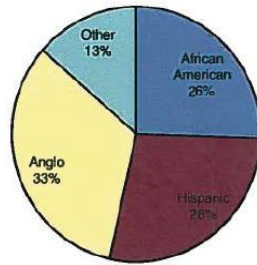
Rider 17 - Minority Child Removals Report for FY2013 - Current Ethnicity  
Tarrant County - Region 03 - County Number 220

Category	Total	African American	Hispanic	Anglo	Other
Population*	523,735	83,750	198,373	196,516	45,096
Children Reported as Alleged Victims at Intake	24,229	6,193	6,762	7,991	3,283
Alleged Victims Investigated	19,663	5,318	6,118	6,541	1,686
Children Removed**	833	258	243	264	68

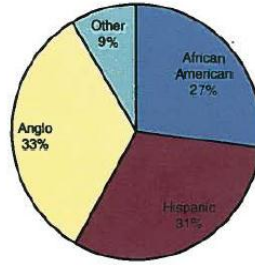
Under 18 Child Population



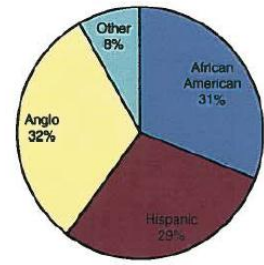
Alleged Victims at Intake



Alleged Victims Investigated



Children Removed



\* Population is based on the 2010 census data.

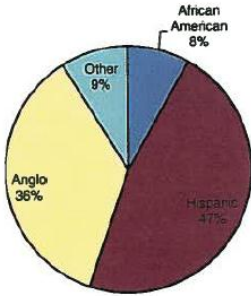
\*\* Children removed include both Stages of Service - Investigation and Family Based Safety Services

Texas Department of Family and Protective Services

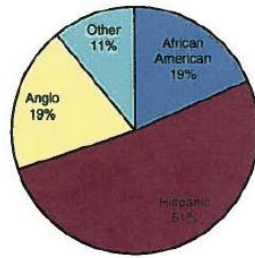
Rider 17 - Minority Child Removals Report for FY2013 - Current Ethnicity  
Travis County - Region 07 - County Number 227

Category	Total	African American	Hispanic	Anglo	Other
Population*	266,648	21,798	125,430	95,715	23,705
Children Reported as Alleged Victims at Intake	15,464	2,870	7,963	2,948	1,683
Alleged Victims Investigated	11,558	2,212	6,505	2,177	664
Children Removed**	640	150	322	126	42

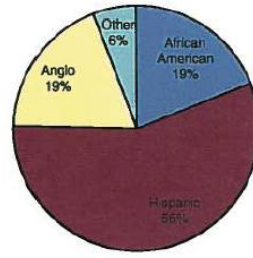
Under 18 Child Population



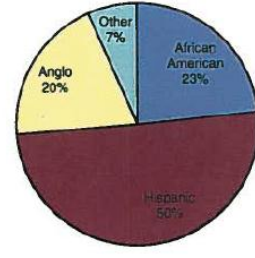
Alleged Victims at Intake



Alleged Victims Investigated



Children Removed



\* Population is based on the 2010 census data.

\*\* Children removed include both Stages of Service - Investigation and Family Based Safety Services



Texas Department of Family and Protective Services

Rider 17 - Minority Child Removals Report for FY2013 - Current Ethnicity  
State of Texas

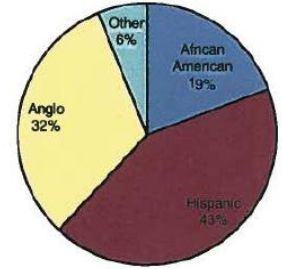
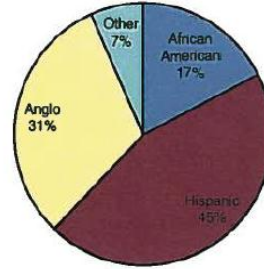
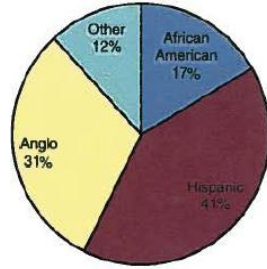
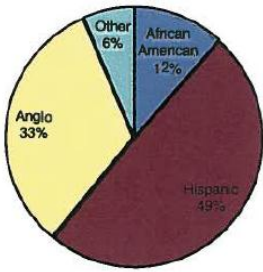
Category	Total	African American	Hispanic	Anglo	Other
Population*	7,159,172	827,289	3,533,665	2,336,977	461,241
Children Reported as Alleged Victims at Intake	329,607	54,395	134,493	101,676	39,043
Alleged Victims Investigated	259,015	45,125	115,854	80,878	17,158
Children Removed**	16,935	3,279	7,215	5,398	1,043

Under 18 Child Population

Alleged Victims at Intake

Alleged Victims Investigated

Children Removed



\* Population is based on the 2010 census data.

\*\* Children removed include both Stages of Service - Investigation and Family Based Safety Services